

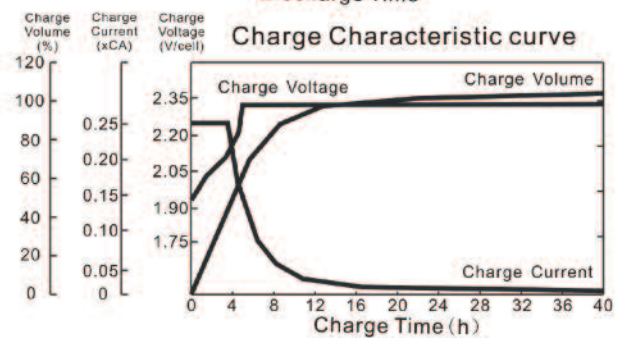
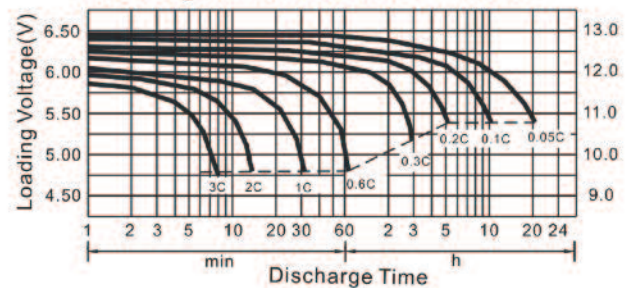
● Specifications

Nominal Voltage		12V
Rated Capacity 77°F(25°C) (10HR)		40.0Ah
Dimensions (mm/inch)	Length	197 (7.76)
	Width	165 (6.50)
	Height	170 (6.69)
	Total Height	170 (6.69)
Approx. Weight (kg/lbs)		12.6 (27.78)
Terminal		T11

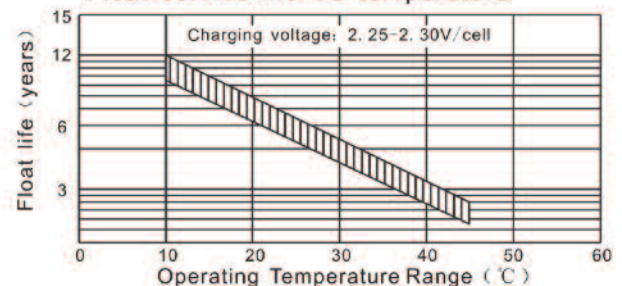
● Characteristic

Capacity 77°F(25°C)	20HR (2.12A)	42.4Ah
	10HR (4.00A)	40.0Ah
	5HR (6.80A)	34.0Ah
	1HR (22.0A)	22.0Ah
	15 min rate (70.0A)	17.5Ah
Internal Resistance	Full Charged Battery 77°F(25°C)	Approx. 9.5mΩ
	104°F(40°C)	102%
Temperature dependence of capacity (10HR)	77°F(25°C)	100%
	32°F(0°C)	85%
	5°F(-15°C)	65%
Self-Discharge 68°F(20°C) (Capacity after)	3 months	90%
	6 months	80%
	12 months	60%
Max. Discharge Current, 77°F(25°C)		320A(5s)
Floating design life, 77°F(25°C)		10 years
Constant Voltage Charge, 77°F(25°C)	Cycle	14.4~14.7V(-24mV/°C) max. current: 10 A
	Float	13.6~13.8V(-18mV/°C)

Discharge Characteristics 77°F (25°C)



Float service life VS temperature



Constant Current Discharge Characteristics (A), 77°F(25°C)

F.V/TIME	5min	10min	15min	30min	60min	2H	3H	5H	8H	10H	20H
1.60V/cell	136.0	88.0	70.0	40.0	23.2	14.41	10.62	7.18	4.80	4.17	2.18
1.70V/cell	129.2	83.6	66.9	38.3	22.4	13.86	10.38	7.20	4.75	4.12	2.16
1.75V/cell	123.2	78.4	65.7	37.5	22.0	13.60	10.18	6.92	4.65	4.06	2.14
1.80V/cell	115.6	72.4	64.5	36.7	21.6	13.36	10.00	6.80	4.60	4.00	2.12

Constant Wattage Discharge Characteristics (Watt), 77°F(25°C)

F.V/TIME	5min	10min	15min	30min	60min	2H	3H	5H	8H	10H	20H
1.60V/cell	241.4	159.8	128.3	73.6	43.0	26.90	20.01	13.65	9.22	8.14	4.27
1.70V/cell	231.5	153.3	123.7	71.1	41.8	26.11	19.73	13.51	9.19	8.11	4.26
1.75V/cell	222.8	145.1	122.5	70.3	41.5	25.84	19.51	13.38	9.11	8.05	4.25
1.80V/cell	211.0	135.2	121.5	69.5	41.1	25.62	19.33	13.26	9.05	8.00	4.24