

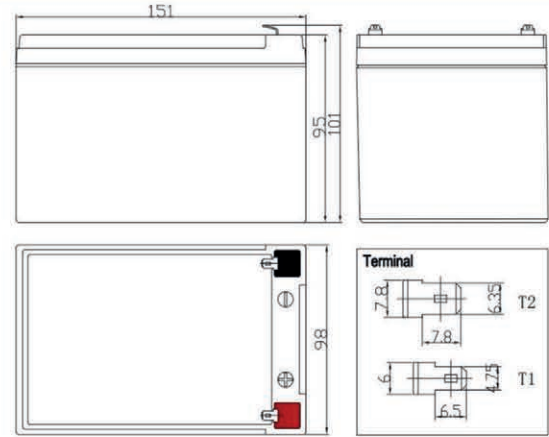


● Specifications

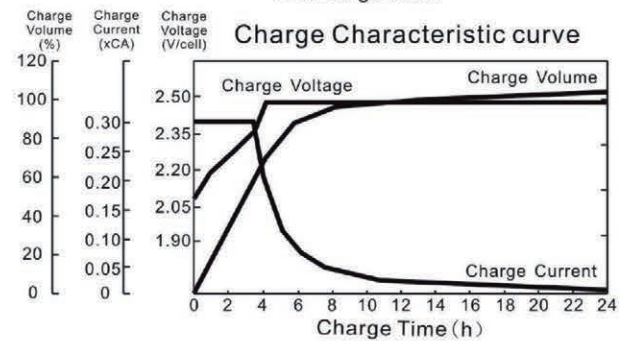
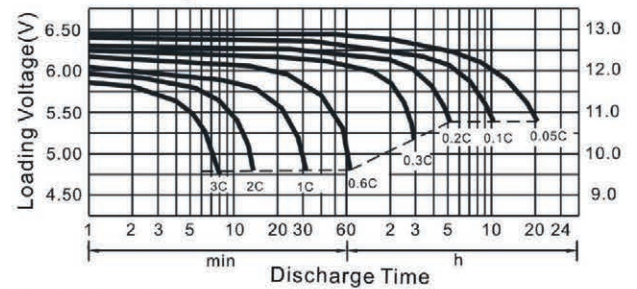
Nominal Voltage		12V
Rated Capacity 77°F(25°C) (20HR)		14.0Ah
Dimensions (mm/inch)	Length	151 (5.95)
	Width	98 (3.86)
	Height	95 (3.74)
	Total Height	101 (3.98)
Approx. Weight (kg/lbs)		4.18 (9.22)
Terminal		T1/T2

● Characteristic

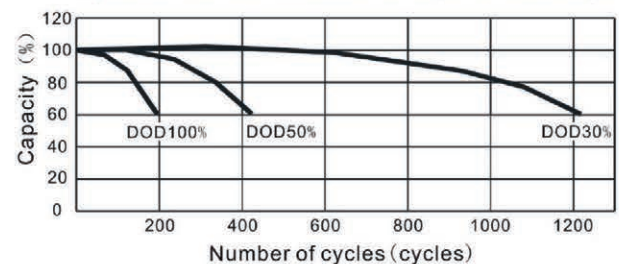
Capacity 77°F(25°C)	20HR (0.70A)	14.0Ah
	10HR (1.30 A)	13.0Ah
	5HR (2.38A)	11.9Ah
	1HR (8.54A)	8.54Ah
	15 min rate (25.9A)	6.48Ah
Internal Resistance	Full Charged Battery 77°F(25°C)	Approx. 18mΩ
Temperature dependence of capacity (20HR)	104°F(40°C)	102%
	77°F(25°C)	100%
	32°F(0°C)	85%
	5°F(-15°C)	65%
Self-Discharge 68°F(20°C) (Capacity after)	3 months	90%
	6 months	80%
	12 months	60%
Max. Discharge Current, 77°F(25°C)		210A(5s)
Floating design life, 77°F(25°C)		5 years
Constant Voltage Charge, 77°F(25°C)	Cycle	14.5~14.9V(-24mV/°C) max. current: 4.2A
	Float	13.6~13.8V(-18mV/°C)



Discharge Characteristics 77°F (25°C)



Cycle service life in relation to depth of discharge



Constant Current Discharge Characteristics (A), 77°F(25°C)

F.V/TIME	5min	10min	15min	30min	60min	2H	3H	5H	8H	10H	20H
1.60V/cell	53.20	33.60	25.90	14.00	8.86	5.00	3.66	2.464	1.638	1.344	0.722
1.70V/cell	50.54	31.92	24.74	13.38	8.54	4.80	3.58	2.422	1.624	1.330	0.714
1.75V/cell	49.56	31.22	24.30	13.10	8.38	4.72	3.50	2.380	1.596	1.302	0.706
1.80V/cell	48.58	30.52	23.86	12.86	8.24	4.64	3.44	2.338	1.582	1.288	0.700

Constant Wattage Discharge Characteristics (Watt), 77°F(25°C)

F.V/TIME	5min	10min	15min	30min	60min	2H	3H	5H	8H	10H	20H
1.60V/cell	96.60	61.60	47.92	26.14	16.68	9.50	7.00	4.760	3.206	2.646	1.428
1.70V/cell	92.68	59.08	46.18	25.20	16.22	9.20	6.90	4.718	3.192	2.632	1.414
1.75V/cell	91.70	58.24	45.76	24.90	16.08	9.12	6.84	4.676	3.164	2.604	1.406
1.80V/cell	90.72	57.54	45.34	24.64	15.94	9.04	6.78	4.634	3.136	2.576	1.400